FWS-7810

1U Rackmount 8 LAN Ports Network Appliance with Intel® C226 Chipset

Front View

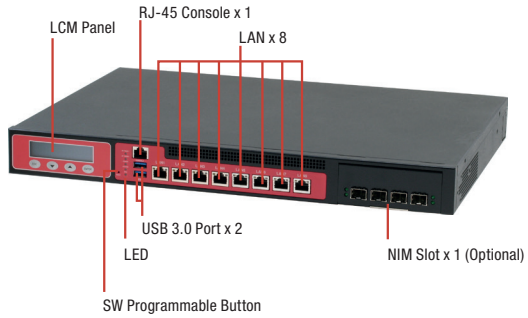

Rear View



Features

- 1U Rackmount Network Appliance
- LGA1150 4th Generation, Intel® Core™/Xeon™ Processor
- 240-pin ECC/non-ECC DDR3 1333/1600 MHz UDIMM x 4, Up to 32 GB
- 10/100/1000Base-TX Ethernet x 8
- Internal 3.5" SATA HDD x 1 or 2.5" SATA HDD x 2, CompactFlash™ Socket x 1
- LCM with Keypad x 1
- RJ-45 for Console x 1, USB 3.0 x 2
- 250W AC Type Power Input Requirement
- VGA Header x 1
- Supports 2 Pairs Bypass Function Type II

DDR 3 | 1000 Giga LAN | USB 2.0 | USB 3.0 | CE FC

Expansion/Internal Interface	
PCIe slot	PCIe [x8] slot x 1 (Optional) or PCIe [x8] slot x 2, cannot use w/ NIM (Optional)
Mini-Card slot	—
IPMI	—
Keyboard and Mouse	Pin-header
Universal Serial Bus	USB 2.0 x 2 Box Header (2.0mm) (optional)
Miscellaneous	
RTC	Internal RTC
Watchdog Timer	1~255 steps by software programmable
Software Button	GPIO Programmable push button x 1
TPM	—
GPIO	—
FAN	2
MTBF (Hours)	115,000
Color	Black
Environmental Parameters and Dimension	
Power Requirement	250W ATX PSU
Operation Temp.	32°F ~ 104°F (0°C ~ 40°C)
Storage Temp.	-4°F ~ 140°F (-20°C ~ 60°C)
Operating Humidity	10% ~ 80%
Storage Humidity	10% ~ 80% @ 40°C, non-condensing
Vibration	0.5 Grms/ 5 ~ 500Hz/ operation (3.5" H.D.D) 1.5 Grms/ 5 ~ 500Hz/ no operation
Shock	10 G peak acceleration (11 m sec. duration), operation 20 G peak acceleration (11 m sec. duration), non-operation
Chassis Dimension (W x D x H)	16.93" x 12.01" x 1.73" (430mm x 305mm x 44mm)
I/O Interfaces	
Front Panel	- Power LED x 1 - Status LED x 1 - HDD Active LED x 1 - LAN ports Link/Active LED x 8 - Bypass LED (Default 2 LEDs) - USB 3.0 Ports x 2 - RJ-45 Console x 1 - Parallel LCM display and 4 keypad x 1 - Software Programmable Switch x 1
Rear Panel	- AC Power Input x 1 - Power Switch x 1 - VGA port (Optional) - Rear Expansion Slot x 2 (Optional)

Specifications

Platform	
Form Factor	1U Rackmount Network Platform
Processor	Intel® LGA1150 4th Gen Core™/ Xeon Processor
Chipset	Intel® C226
System Memory	DDR3 1333/1600 UDIMM/ECC, up to 32GB, 240-pin DIMM x 4
Network	
Ethernet	Intel® i211, Gigabit Ethernet x 8 + NIM
Bypass	2 ~ 4 (Depends on NIM)
NIM Slot	1
Display	
Graphic Controller	Intel® Integrated
Connector	VGA cable (Optional)
Storage	
HDDs	Internal 3.5" SATA HDD x 1 or 2.5" SATA HDD x 2 (Optional)
CF/CFast/mSATA	CF socket x 1

Note: All specifications are subject to change without notice.

Dimension

Unit: mm

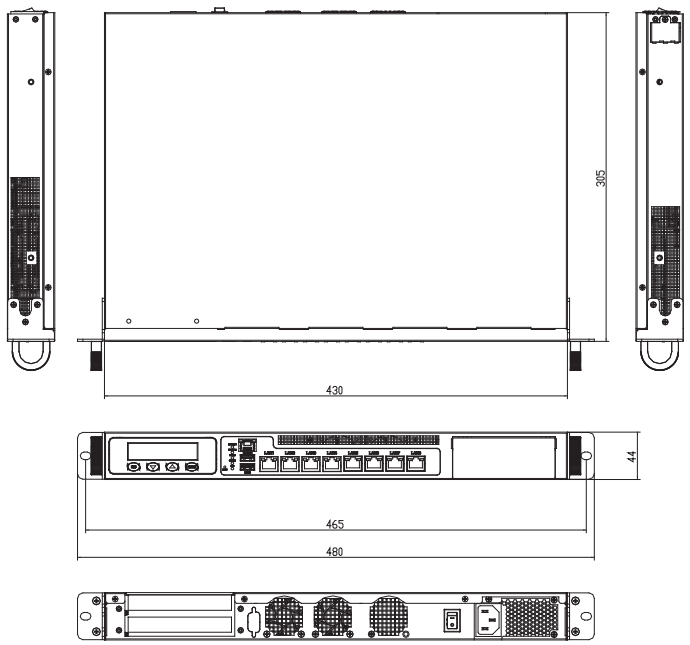

Ordering Information

Part Number	CPU	Memory	Storage	Display	LAN	USB	Console	Bypass	*NIM Slot	**Expansion Slot	Mounting	Power
FWS-7810W8-H25-B10-000	Intel® 4th Generation Core™/ Xeon Processors	DDR3 ECC/UDIMM (Up to 32GB)	2.5" HDD Bay x 2 CF Slot x 1	VGA (Optional)	GbE x 8	USB 3.0 x 2	RJ-45 x 1	2	1	PCIe [x8] slot x 1 (Optional) or PCIe [x8] slot x 2, cannot use w/ NIM (Optional)	1U Rackmount	ATX

***Note 1: Need to configure riser card and module**
****Note 2: Need to configure riser card**

Packing List

- **Gift Box (Including Console Cable, Ear Brackets)**
- **FWS-7810**

Optional Accessories

- **M02666600**
  Slide x 2, for Rackmount Usage
- **1702031803**
  Power Cord, 3P-250V/10A, 180D, 1.8M, VDE, YP22/ YP12
- **1702031802**
  Power Cord, 3P-250V/10A, 180D, 1.8M, USA, YP22/ YP12
- **170203180E**
  Power Cord, 3P-25V/7A, 180D, 1.8M, PSE, YP12/YP12
- **9761781027**
  VGA Cable for FWS-7810
- **PER-T281-A10-01**
  PER-T281, Riser Card for NIM
- **PER-T354-A10-01**
  PER-T354, Riser Card for PCI-E [x8] Expansion
- **PER-C35L-A10-00**
  Fiber Module Intel® 82599,10 GbE x 2, Rev. A1.0
- **PER-C36L-A10-01**
  Fiber Module Intel® i210.1 GbE x 2, Rev. A1.0
- **PER-C38L-A10-02**
  LAN Module Intel® 82580EB 1GbE x 8, 4 pairs Bypass, Rev. A1.0
- **PER-C39L-A10-01**
  LAN Module Intel® 82580EB 1GbE x 8, Rev. A1.0
- **PER-C38L-A10-02**
  LAN Module Intel® 82580EB 1GbE x 8, 4 pairs Bypass, Rev. A1.0
- **PER-C40L-A10-01**
  LAN Module Intel® 82580EB 1GbE x 4, Rev. A1.0
- **PER-C41L-A10-01**
  LAN Module Intel® 82580EB 1GbE x 4, 2 pairs Bypass, Rev. A1.0